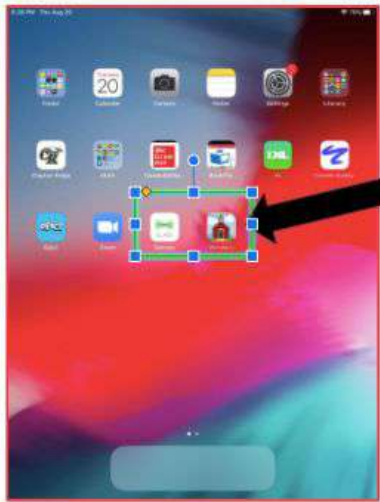


# Parent Cheat Sheet For iPads



The main applications will be Seesaw and Wonders

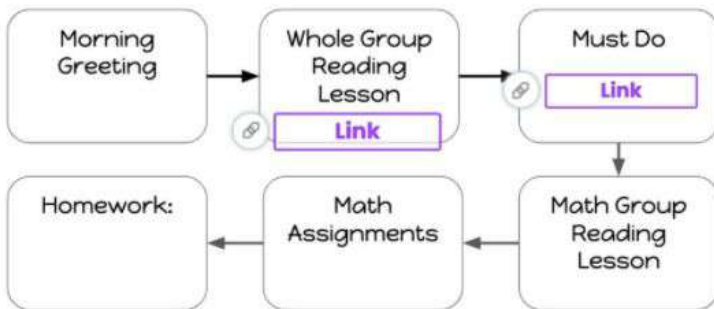
## Seesaw

Students will already be logged into their Seesaw account.

To find assignments Click on the Activities button



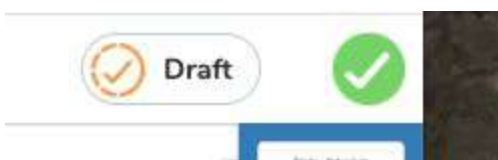
### Friday Schedule



A Choice Board will be used to show students their lessons and assignments for the day. Click on Links to get to specific assignments and activities.



To complete an activity click the Add Response button.



When an activity is completed the student clicks the green check button.

# Wonders Reading Series

\*Students will have a link within the choice board to get into Wonders\*

## Wonders



Students need to click on their teacher's name.



Students then need to click on their name.



Students will click on the number, fruit and shape that will make up their login password. Students need to scroll down and click login.



There will be a number next to the picture to let you know an assignment needs to be completed.