


Parent Cheat Sheet For Computers



Students will use the Symbaloo app to get to activities. Double click on the icon.

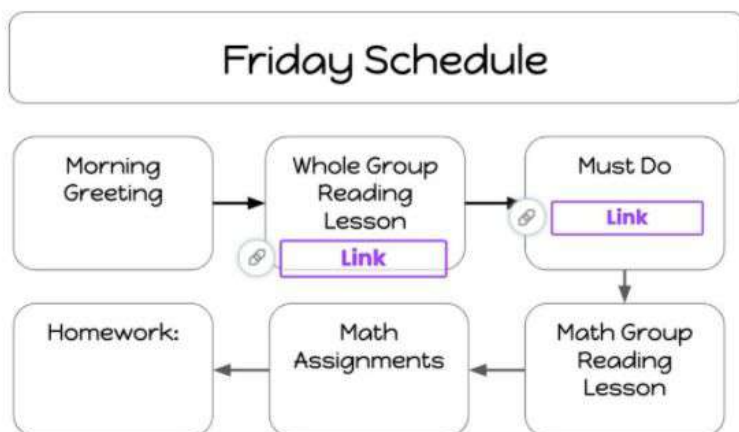


Students can click on the button for the website they need to visit. The most common website will be Seesaw and McGraw-Hill. McGraw-Hill is the Wonders reading website.



Seesaw

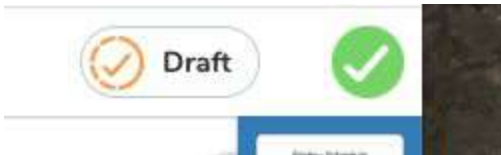
Students will already be logged into their Seesaw account. To find assignments click on the activities button.



A choice board will look similar to the image on the left. The choice board will be located in the students Seesaw Activities. The links on the choice board will take students to assignments they need to complete.



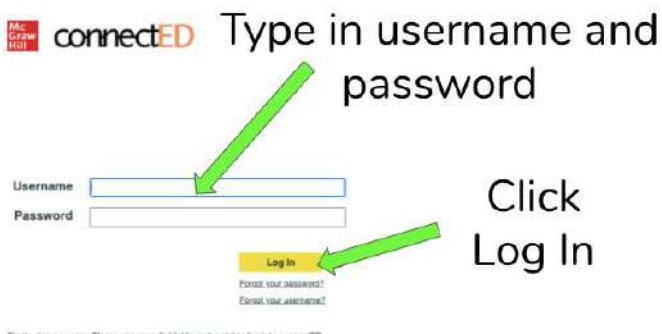
To complete an assignment, click the Add Response button.



When the student has completed the activity, students click the green check button.

Wonders

Wonders



Student Wonders Login will look like this page on the left. Student's passwords should be saved in the computer. Login information will appear when the student clicks on the username box.

Wonders



Students will need to launch either Big Universe or Wonders to complete assignments from their teacher.